



## Koneru Lakshmaiah Education Foundation

(Category -1, Deemed to be University estd. u/s. 3 of the UGC Act, 1956)

Accredited by NAAC as 'A++' ♦ Approved by AICTE ♦ ISO 21001:2018 Certified

Campus: Green Fields, Vaddeswaram - 522 302, Guntur District, Andhra Pradesh, INDIA.

Phone No. +91 8645 - 350 200; [www.klef.ac.in](http://www.klef.ac.in); [www.klef.edu.in](http://www.klef.edu.in); [www.kluniversity.in](http://www.kluniversity.in)

Admin Off: 29-36-38, Museum Road, Governorpet, Vijayawada - 520 002. Ph: +91 - 866 - 3500122, 2576129

Ref: KLEF/Agriculture/2024- 2025

Dated: 24 .09.2024


### CIRCULAR

Sub: College of Agriculture – Hands-On Introduction to Genetics and Plant Breeding Instruments– Reg

\*\*\*\*\*

The Seed Production Club of the Department of Genetics and Plant Breeding, KL College of Agriculture, is pleased to announce a Hands-On Introduction to Genetics and Plant Breeding Instruments on 27-09-2024, from 10:30 AM to 11:20 AM at SDC 3<sup>rd</sup> floor room no.S301.

  
Club In-charge  
(K. Kalpara)

  
HOD  
HOD  
KL College of Agriculture  
KLEF (Deemed to be University)  
VADDESWAREM-522 302.



## Koneru Lakshmaiah Education Foundation

(Category -1, Deemed to be University estd. u/s. 3 of the UGC Act, 1956)

Accredited by NAAC as 'A++' ♦ Approved by AICTE ♦ ISO 21001:2018 Certified

**Campus:** Green Fields, Vaddeswaram - 522 302, Guntur District, Andhra Pradesh, INDIA.

Phone No. +91 8645 - 350 200; [www.klef.ac.in](http://www.klef.ac.in); [www.klef.edu.in](http://www.klef.edu.in); [www.kluniversity.in](http://www.kluniversity.in)

**Admin Off:** 29-36-38, Museum Road, Governorpet, Vijayawada - 520 002. Ph: +91 - 866 - 3500122, 2576129

### KL COLLEGE OF AGRICULTURE



#### Department of Genetics and Plant Breeding

#### Seed Production Club

1.	<b>Name of the Event</b>	:	Hands-On Introduction to Genetics and Plant Breeding Instruments
2.	<b>Courses covered under the club activity</b>	:	22 GPBR 111 Fundamentals of Genetics, 22GPBR 211 Fundamentals of Plant Breeding, 22 GPBR 311 & 22 GPBR 312 Crop Improvement –I & II and 22GPBR 314 Seed Production and Technology
3.	<b>Date</b>	:	27-09-2024
4.	<b>Venue</b>	:	Room no.S301, Genetics and Plant Breeding Lab
5.	<b>No. of Students Participated</b>	:	30
6.	<b>Objective of event</b>	:	To gain practical experience in using an illuminated purity board for seed quality assessment.
7.	<b>Description of the event</b>	:	
	<p>An illuminated purity board is a specialized piece of equipment used in seed analysis to assess the physical purity of seed samples. It provides a well-lit surface that allows for clear examination of individual seeds, aiding in the identification of impurities, defects, and other quality characteristics.</p> <p><b>Hands-On Activities</b></p> <p>1. <b>Sample Preparation:</b></p>		

	<ul style="list-style-type: none"> <li>○ Obtain a representative seed sample.</li> <li>○ Ensure the sample is clean and free of debris.</li> </ul> <p><b>2. Equipment Setup:</b></p> <ul style="list-style-type: none"> <li>○ Turn on the illuminated purity board to ensure proper lighting.</li> <li>○ Adjust the light intensity as needed for optimal visibility.</li> </ul> <p><b>3. Seed Examination:</b></p> <ul style="list-style-type: none"> <li>○ Place a small portion of the seed sample onto the illuminated surface.</li> <li>○ Carefully examine each seed under the light.</li> <li>○ Look for impurities such as foreign seeds, chaff, broken seeds, and discolored seeds.</li> <li>○ Use tweezers or a small brush to separate impurities from the pure seed sample.</li> </ul> <p><b>4. Counting and Sorting:</b></p> <ul style="list-style-type: none"> <li>○ Count the number of pure seeds and impurities.</li> <li>○ Sort the seeds into categories based on their quality characteristics.</li> </ul> <p><b>5. Data Recording:</b></p> <ul style="list-style-type: none"> <li>○ Record the results of your examination, including the total number of seeds, the number of pure seeds, and the types and quantities of impurities found.</li> </ul> <p><b>Additional Considerations</b></p> <ul style="list-style-type: none"> <li>• <b>Magnifying Glass:</b> A magnifying glass can be used to examine smaller seeds or defects more closely.</li> <li>• <b>Color Comparison:</b> A color chart can be helpful for comparing seed colors and identifying abnormalities.</li> <li>• <b>Safety Precautions:</b> Handle seeds with care to avoid allergies or skin irritation.</li> </ul> <p>By following these steps and engaging in hands-on practice, you will develop a strong understanding of how to use an illuminated purity board to assess seed quality effectively.</p>		
	<b>8. Outcome of the event</b>	:	
	A hands-on experience with an illuminated purity board can yield several valuable outcomes,		

	<p>including:</p> <ul style="list-style-type: none"> <li>• <b>Accurate Seed Purity Assessment:</b> By carefully examining seeds under the light, you can accurately determine the percentage of pure seeds in a sample and identify various impurities.</li> <li>• <b>Improved Seed Quality Control:</b> This experience can help you implement effective quality control measures to ensure that only high-quality seeds are used for planting or processing.</li> <li>• <b>Enhanced Understanding of Seed Characteristics:</b> You will gain a better understanding of the physical characteristics of different seed types, including their size, shape, color, and potential defects.</li> <li>• <b>Improved Seed Handling Techniques:</b> Learning to use the illuminated purity board can improve your skills in handling and sorting seeds, reducing the risk of damage or contamination.</li> <li>• <b>Data-Driven Decision Making:</b> The data collected during your examination can be used to make informed decisions regarding seed selection, storage, and processing.</li> </ul> <p>Overall, the hands-on experience with an illuminated purity board provides a valuable tool for ensuring the quality and integrity of seed samples.</p>		
9.	Photographs	:	

	 <p data-bbox="391 898 764 1041"> <b>Guntur,AP,India</b>            KL Boys Hostel Road, Tadepalle, Guntur,            522302, AP, India            Lat 16.443451, Long 80.620942            09/27/2024 03:49 PM GMT+05:30            Note : Captured by GPS Map Camera         </p>		 <p data-bbox="1000 898 1373 1041"> <b>Guntur,AP,India</b>            KL Boys Hostel Road, Tadepalle, Guntur,            522302, AP, India            Lat 16.443425, Long 80.620957            09/27/2024 03:49 PM GMT+05:30            Note : Captured by GPS Map Camera         </p>
	Students gained practical experience in using an illuminated purity board for seed quality assessment.		
10.	Media clippings any	:	
11.	Participants list:	:	Enclosed.





## Koneru Lakshmaiah Education Foundation

(Category -1, Deemed to be University estd. u/s. 3 of the UGC Act, 1956)

Accredited by NAAC as 'A++' ♦ Approved by AICTE ♦ ISO 21001:2018 Certified

Campus: Green Fields, Vaddeswaram - 522 302, Guntur District, Andhra Pradesh, INDIA.

Phone No. +91 8645 - 350 200; www.klef.ac.in; www.klef.edu.in; www.kluniversity.in

Admin Off: 29-36-38, Museum Road, Governorpet, Vijayawada - 520 002. Ph: +91 - 866 - 3500122, 2576129

### KL COLLEGE OF AGRICULTURE

#### Department of Genetics and Plant Breeding

#### SEED PRODUCTION CLUB

##### FACULTY LIST

S.No	Name of the Faculty	Designation
1	Mrs. Kavuri Kalpana	Assistant Professor
2.	Mr. G. Sai Vamsi Reddy	Assistant Professor
3	Ms. Sushma Raj Chellem	Assistant Professor

##### STUDENT LIST

S. No	Student ID. No	Name of the Student	Signature
1	2100620068	Chinka Anusha	Anusha
2	2100620078	Doddaka Mohnish Babu	Mohnish
3	2100620095	Chisty Tahameen Khatun Shaik	Tahameen
4	2100620110	Karlapudi Karthikeya	Karthikeya
5	2100620195	Karukumalli Mounika	Mounika
6	2100620217	Veeranki Mounika	Mounika
7	2100620218	Joshi Gangothri	Gangothri
8	2100620233	Mangu Usha Rani	Usha Rani
9	2200620007	Bavirisetti Sreeja	Sreeja
10	2200620008	Battula Lakshmi Saisri	Sai Sri
11	2200620025	Balaji Kurapati	Balaji
12	2200620053	Shaik Kashifa Ferdose	Kashifa
13	2200620100	Koneru Sreeharshini	Sreeharshini
14	2200620106	Kuchibhatla Karthik Vallabha	Karthik
15	2200620111	Eswaravaka Rahul	Rahul
16	2200620125	Bitra Jeswitha	Jeswitha
17	2200620127	Padma Jayasri Routhu	R.P. Jayasri
18	2200620140	Dwarapudi Satya Sai Rama Devi	Satya Sai Rama Devi
19	2200620155	Kudithiri Bhargavi	Bhargavi
20	2200620158	Radha Devkota	Radha
21	2200620161	Musiboyina Siri Chandrika	Siri Chandrika
22	2200620162	Gudipati Guna Preethi	Preethi

23	2200620163	Mushini Renuka	Renuka
24	2300620044	Pratapa Alekhya	Alekhya
25	2300620066	Anitha Mali	
26	2300620067	Auvla Madhavi Latha	Latha
27	2300620080	Gali. Manasa Keerthi	Keerthi
28	2300620085	Kottapalli Hima Sree	
29	2300620113	Thalapaneni Bharathi Chowdary	
30	2300620169	Lakkanaboina Asvitha Sai	
31	2300620170	Sura Lekhana Reddy	Lekhana
32	2300620109	Pathuri Sunny	Sunny
33	2300620091	Korampalli Nihkil Sai Venu	Sai Venu
34	2300620172	Dasari Gnaneswari	



HoD  
HOD

KL College of Agriculture  
KLEF (Deemed to be University)  
VADDESWARAM-522 302.