





























**B.TECH CAMPUS PLACEMENTS - ACADEMIC Year 2016 - 2017**

S No	Name of Company		Salary per Annum in
		ME	
1	INFOSYS 	48	3.25
2	WIPRO 	18	3.50
3	CTS  Cognizant	15	3.40
4	TECH MAHINDRA 	4	2.75
5	COCACOLA 	2	3.00
6	REVOLVE ENGINEERS 	2	2.40
7	CISTRON SYSTEMS 	2	2.40
8	OPTOMECH ENGINEERS 	4	2.40
9	UX REACTOR 	1	3.50

10	KEE LINE INDIA		5	2.40
11	AMARA RAJA GROUP		9	3.00
12	FMC TECHNOLOGIES		1	5.60
13	VEE TECHNOLOGIES		2	1.80
14	ROCKWELL		23	2.40
15	SUTHERLAND GLOBAL SERVICES		10	2.80
16	HYUNDAI MOTORS		1	3.6
17	KJ SYSTEMS		1	2.4
18	CYIENT		2	2.75

19	WESTLINE		43	3.00
20	HGS		20	2.40
21	VERTEX		52	2.40
22	ALLSEC		28	2.40
23	SIEMENS		Result Awaited	3.5
24	ObjectWin Technologies		2	3
25	Angloeastern		2	6
26	Kochar		29	1.5
27	Mahindra & Mahindra		1	8.5
28	VEM Technologies		0	2.4
29	Fauracia Cleaning Mobility		1	3
30	INFOR		2	3.8
31	Everest Industries		3	2.4

**Total No. of of offers      333**