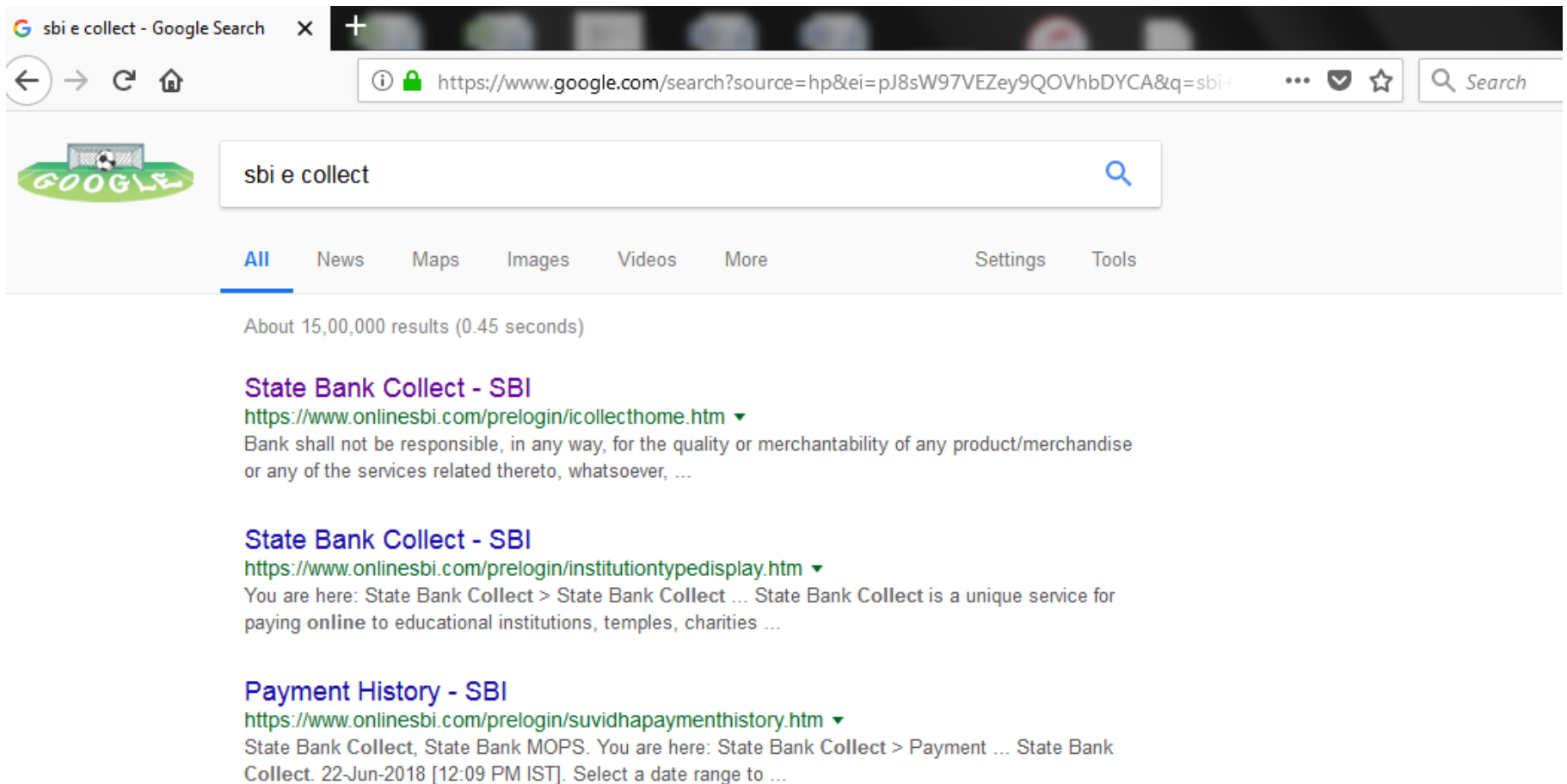


**TRANSPORT FEE PAYMENT  
PROCEDURE  
2020-21  
(Fresher's Only)**

# Step 1.



The screenshot shows a Google search interface. The search bar contains the text "sbi e collect". Below the search bar, the "All" tab is selected. The search results show approximately 15,000,000 results found in 0.45 seconds. The first three results are:

- State Bank Collect - SBI**  
<https://www.onlinesbi.com/prelogin/icollecthome.htm>  
Bank shall not be responsible, in any way, for the quality or merchantability of any product/merchandise or any of the services related thereto, whatsoever, ...
- State Bank Collect - SBI**  
<https://www.onlinesbi.com/prelogin/institutiontypedisplay.htm>  
You are here: State Bank Collect > State Bank Collect ... State Bank Collect is a unique service for paying online to educational institutions, temples, charities ...
- Payment History - SBI**  
<https://www.onlinesbi.com/prelogin/suvidhapaymenthistory.htm>  
State Bank Collect, State Bank MOPS. You are here: State Bank Collect > Payment ... State Bank Collect. 22-Jun-2018 [12:09 PM IST]. Select a date range to ...

- **Click on State Bank Collect - SBI**

# Step 2.



## DISCLAIMER CLAUSE

डिस्क्लेमर क्लॉज़ हिंदी में देखने हेतु [यहां क्लिक](#) करें.

[Click here](#) to view the disclaimer clause in Hindi.

### Terms Used:

- ▶ **Corporate Customer:** Firm/Company/Institution (F/C/I) collecting payment from their beneficiaries.
  - ▶ **User:** The beneficiary making a payment to F/C/I for the services/goods availed.
  - ▶ Bank shall not be responsible, in any way, for the quality or merchantability of any product/merchandise or any of the services related thereto, whatsoever, offered to the User by the Corporate Customer. Any disputes regarding the same or delivery of the Service or otherwise will be settled between Corporate Customer and the User and Bank shall not be a party to any such dispute. Any request for refund by the User on any grounds whatsoever should be taken up directly with the Corporate Customer and the Bank will not be concerned with such a request.
  - ▶ Bank takes no responsibility in respect of the services provided and User shall not be entitled to make any claim against the Bank for deficiency in the services provided by the Corporate Customer.
  - ▶ The User shall not publish, display, upload or transmit any information prohibited under Rule 3(2) of the Information Technology (Intermediaries guidelines) Rules, 2011.
  - ▶ In case of non-compliance of the terms and conditions of usage by the User, the Bank has the right to immediately terminate the access or usage rights of the User to the computer resource of the Bank and remove the non-compliant information.
- I have read and accepted the terms and conditions stated above.  
(Click Check Box to proceed for payment.)

Proceed

- **Keep tick mark in the box after sixth point and click on proceed for next step.**

# Step 3.

The screenshot shows the State Bank of India (SBI) online portal. The browser address bar displays the URL: <https://www.onlinesbi.com/prelogin/institutiontypedisplay.htm>. The page title is "State Bank of India". The SBI logo is visible in the top left corner. The page is titled "State Bank Collect" and "State Bank MOPS". The breadcrumb trail shows "You are here: State Bank Collect > State Bank Collect". The main content area is titled "State Bank Collect" and shows the date and time: "18-Jun-2018 [01:18 PM IST]". The form is titled "Select State and Type of Corporate / Institution". It contains two dropdown menus: "State of Corporate/Institution \*" with "Andhra Pradesh" selected, and "Type of Corporate/Institution \*" with "Educational Institutions" selected. A "Go" button is located below the dropdowns. A sidebar on the left contains links for "State Bank Collect", "Reprint Remittance Form", and "Payment History". A footer section contains a note: "Mandatory fields are marked with an asterisk (\*)" and "State Bank Collect is a unique service for paying online to educational institutions, temples, charities and/or any other corporates/institutions who maintain their accounts with the Bank."

- **Select Andhra Pradesh as state of corporate.**
- **Select Educational Institutions as type of corporate and click on go for next step.**

# Step 4.

The screenshot shows the State Bank of India (SBI) online portal. The browser address bar displays the URL: <https://www.onlinesbi.com/prelogin/displayinstitutions.htm>. The page title is "State Bank of India". The main header features the SBI logo and an "Exit" button. Below the header, there are two tabs: "State Bank Collect" (active) and "State Bank MOPS". The breadcrumb trail reads: "You are here: State Bank Collect > [State Bank Collect](#)".

The "State Bank Collect" form is displayed. It has a title "State Bank Collect" and a timestamp "18-Jun-2018 [01:22 PM IST]". The form contains a dropdown menu labeled "Select from Educational Institutions \*" with "K L UNIVERSITY" selected. Below the dropdown are "Submit" and "Back" buttons. A note at the bottom of the form states: "Mandatory fields are marked with an asterisk (\*)".

At the bottom of the page, there is a footer with the text "© Copyright OnlineSBI" and links for "Privacy Statement", "Disclosure", and "Terms of Use".

- **Select the name of educational institution as K L University and submit for next step.**


# Step 5.

The screenshot displays the SBI State Bank Collect interface. At the top, the SBI logo is visible on the left, and an 'Exit' button is on the right. Below the header, there are tabs for 'State Bank Collect' and 'State Bank MOPS'. The main content area is titled 'State Bank Collect' and includes the university's logo and name: 'K L UNIVERSITY' and 'K L UNIVERSITY CAMPUS, VADDESWAREM VILLAGE, VADDESWAREM-522502'. A section titled 'Provide details of payment' contains a 'Select Payment Category \*' dropdown menu. The dropdown is open, showing a list of categories: '--Select Category--', 'CERTIFICATE COURSE FEE', 'COMPETITIVE EXAMS FEE', 'DAQ KIT FEE', 'EMPLOYEABILITY SKILLS FEE', 'FINES', 'GYM FEE', 'KLU COUNSELLING 2017 FEE', 'MY RIO KIT', 'SUMMER COURSE FEE', 'TRANSPORT FEE', and 'TUITION FEE'. The 'TRANSPORT FEE' option is highlighted in blue. To the left of the dropdown, there are instructions: 'Mandatory fields are marked with an asterisk (\*)', 'The payment structure document if available will be displayed', and 'Date specified(if any) should be in the format of DD/MM/YYYY'. At the bottom of the page, there is a copyright notice '© Copyright OnlineSBI' and links for 'Privacy Statement', 'Disclosure', and 'Terms of Us'.

- Click on transport fee for selecting payment category for moving to next step.

# Step 6.

State Bank Collect 18-Jun-2018 [01:40 PM IST]

 **K L UNIVERSITY**  
K L UNIVERSITY CAMPUS , VADDESWAREM VILLAGE , VADDESWAREM-522602

Provide details of payment

Select Payment Category \*

STUDENT NAME \*

ROLL NO./ID NO. \*

MOBILE NO. \*

GENDER \*

COURSE \*

BRANCH \*

ROUTE \*

PLACE (PICKUP) \*

TRANSPORT FEE AMOUNT IN WORDS \*

DATE \*

TRANSPORT FEE \*

Remarks

Please enter your Name, Date of Birth (For Personal Banking) / Incorporation (For Corporate Banking) & Mobile Number.  
This is required to reprint your e-receipt / remittance(PAP) form, if the need arises.

Name \*

Date of Birth / Incorporation \*

*Please enter  
your **admission**  
**number** in the  
place of Roll  
No. / ID No.  
and then  
submit the form  
for next step.*

# Step 6. (Example)

## Provide details of payment

Select Payment Category *	TRANSPORT FEE
STUDENT NAME *	A.V.S Ram Prasad
ROLL NO./ID NO. *	1142
MOBILE NO. *	9959962345
GENDER *	MALE
COURSE *	BTECH
BRANCH *	MECH
ROUTE *	KRISHNA DIST
PLACE (PICKUP) *	Machavaram
TRANSPORT FEE AMOUNT IN WORDS *	wenty Thousand Rupees
DATE *	10/2/1983 
TRANSPORT FEE *	20000
Remarks	

Please enter your Name, Date of Birth (**For Personal Banking**) / **Incorporation (For Corporate Banking)** & Mobile Number. This is required to reprint your e-receipt / remittance(PAP) form, if the need arises.

Name *	A.VS Ram Prasad
Date of Birth / Incorporation*	10/2/1983 
Mobile Number *	9959962345

Enter the text as shown in the image \*



# Step 7.

## State Bank Collect

















Verify details and confirm this transaction

<b>Educational Institutions Name</b>	K L UNIVERSITY
<b>Category</b>	TRANSPORT FEE
<b>STUDENT NAME</b>	A.V.S Ram Prasad
<b>ROLL NO./ID NO.</b>	1142
<b>MOBILE NO.</b>	9959962345
<b>GENDER</b>	MALE
<b>COURSE</b>	BTECH
<b>BRANCH</b>	MECH
<b>ROUTE</b>	KRISHNA DIST
<b>PLACE (PICKUP)</b>	Machavaram
<b>TRANSPORT FEE AMOUNT IN WORDS</b>	Twenty Thousand Rupees
<b>DATE</b>	10/2/1983
<b>TRANSPORT FEE</b>	20000
<b>Total Amount</b>	INR 20,000.00

- **Check the details and confirm for proceeding to next step.**

# Step 8.

NET BANKING	CARD PAYMENTS	
 Bank Charges: 11.8 	<p>This payment mode is not available between 23:30 hours IST and 00:30 hours IST</p>  State Bank ATM-cum-Debit Card Bank Charges: Rs 94.4 	
 Other Banks Internet Banking Bank Charges: 17.7 		 Other Banks Debit Cards Bank Charges: Rs 94.4 
		 Credit Cards Bank Charges: Rs 236.0 
	OTHER PAYMENT MODES	
	 SBI BRANCH Bank Charges: Rs 59.0 	
	 Buddy Bank Charges: Rs 5.9 	

- Select the payment mode as you wish and make the payment.

## Step 9.

- Save the payment details in PDF form.
- Take the printout of the same and submit in Transport Dept. office, Indoor stadium, opposite to main canteen, K L university along with 2 passport size photographs for getting the bus pass.